

Administration and Storage Instructions for Ovidrel® PreFilled Syringe (choriogonadotropin alfa injection)



Before you inject Ovidrel® PreFilled Syringe yourself, please read the following instructions carefully. For more information about administration and storage of Ovidrel® PreFilled Syringe, please see accompanying Full Prescribing Information.

Ovidrel® PreFilled Syringe is intended for a single subcutaneous injection. Any unused material should be discarded.

Administration of Ovidrel® PreFilled Syringe (choriogonadotropin alfa injection)

Get Ready

1. Make sure you have all the necessary materials assembled in a clean area: Ovidrel® PreFilled Syringe, alcohol swabs, gauze, Sharps disposal container.



Ovidrel® PreFilled Syringe
Please allow the pre-filled syringe to adjust to room temperature before you administer your injection.



Sharps disposal container



Gauze



Alcohol swabs

Note: Not all material is included in kit.



2. Wash your hands thoroughly.

Prepare the injection area



3. Choose an injection site on the stomach, preferably around the belly button, but at least 1 inch away.



4. Carefully clean the injection site with an alcohol swab and allow it to air-dry.

Prepare your Ovidrel® PreFilled Syringe



5. With the needle pointing upwards, carefully remove the needle cap from the syringe. Do not touch the needle or allow it to touch any surface.

Storage of Ovidrel® PreFilled Syringe (choriogonadotropin alfa injection)

Important:

Ovidrel® PreFilled Syringe (choriogonadotropin alfa injection) should be stored refrigerated (36°–46°F/2°–8°C) to allow the product to be used until the expiry date shown on the syringe or carton. Alternatively, the Ovidrel® PreFilled Syringe may be stored by the patient for no more than 30 days at room temperature (up to 77°F/25°C) and in this case must be used within those 30 days. Store away from the light. Do not freeze. Discard unused material.

Get ready to learn more about EMD Serono Fertility products

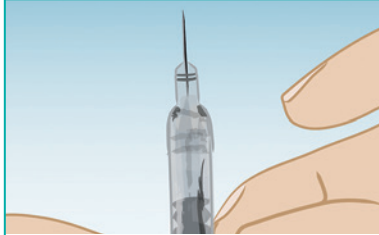
Visit fertilitylifelines.com for a range of medication support material, including how-to videos on dosing and administration for Ovidrel® PreFilled Syringe (choriogonadotropin alfa injection) and other select EMD Serono fertility medications.

Administration and Storage Instructions for Ovidrel® PreFilled Syringe (choriogonadotropin alfa injection) (continued)



Review these instructions carefully. If you have questions, contact your healthcare provider.

Prepare your Ovidrel® PreFilled Syringe



- 6.** To remove any air bubbles, point the needle up and gently tap on the syringe until all the bubbles rise to the top.



- 7.** Push the plunger carefully until a small drop of liquid begins to appear from the tip of the needle.

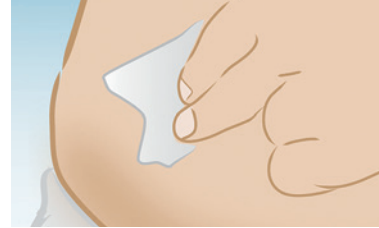
Administer your injection



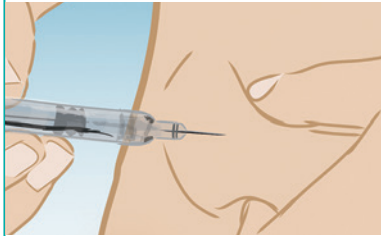
- 8.** Holding the syringe with one hand the way you would hold a pencil, pinch the skin on the chosen injection site with the other hand and hold firmly.



- 10.** Release skin and push the plunger in a slow, steady motion until all the medication is injected. Take as much time as you need to inject all the contents.



- 12.** Apply pressure to injection site with a gauze pad. If bleeding does not stop within a few minutes, place a piece of clean gauze over the injection site and cover it with an adhesive bandage.



- 9.** Insert the entire length of the needle into the skin at an upward angle of about 45 to 90 degrees, as indicated by your doctor or nurse.



- 11.** After injecting all the contents, gently withdraw the needle.

Discard used materials



- 13.** Discard the syringe in your Sharps disposal container. Injection materials cannot be reused.

Always take your injection exactly as your doctor has instructed.

Indication:

Ovidrel® PreFilled Syringe is indicated for the induction of final follicular maturation and early luteinization in infertile women who have undergone pituitary desensitization and who have been appropriately pretreated with follicle stimulating hormones as part of an Assisted Reproductive Technology (ART) program such as in vitro fertilization and embryo transfer. Ovidrel® PreFilled Syringe is also indicated for the induction of ovulation (OI) and pregnancy in anovulatory infertile patients in whom the cause of infertility is functional and not due to primary ovarian failure. Ovidrel® PreFilled Syringe should only be prescribed by physicians who are thoroughly familiar with infertility problems and their management.

Important Risk Information:

Ovidrel® PreFilled Syringe is contraindicated in women who exhibit prior sensitivity to hCG preparations or their ingredients, primary ovarian failure, uncontrolled thyroid or adrenal dysfunction and pregnancy. Women who are nursing should also not use Ovidrel® PreFilled Syringe. The most common side effects in women using Ovidrel® PreFilled Syringe include abdominal pain, injection site reactions, nausea and vomiting. Tell your doctor if you experience severe pelvic or abdominal pain, nausea, vomiting and/or weight gain, as these can be signs of a serious medical event. Reports of multiple births have been associated with Ovidrel® PreFilled Syringe treatment.

Please see accompanying Full Prescribing Information (PI) for product details and talk to your healthcare provider.

